

# WASH Fact Sheet 2018

# Benin



## Global Commitments

### SUSTAINABLE DEVELOPMENT GOALS

⊘ No data ✓ On track ! Marginally off track ✗ Very off track

- ✗ 1.4 Access to basic water for all
- ✗ 1.4 Access to basic sanitation for all
- ⊘ 6.1 Access to safely managed drinking water for all
- ⊘ 6.2 Access to safely managed sanitation for all
- ✗ 6.2 Access to basic hygiene for all

### MILLENNIUM DEVELOPMENT GOAL 7 - WATER AND SANITATION

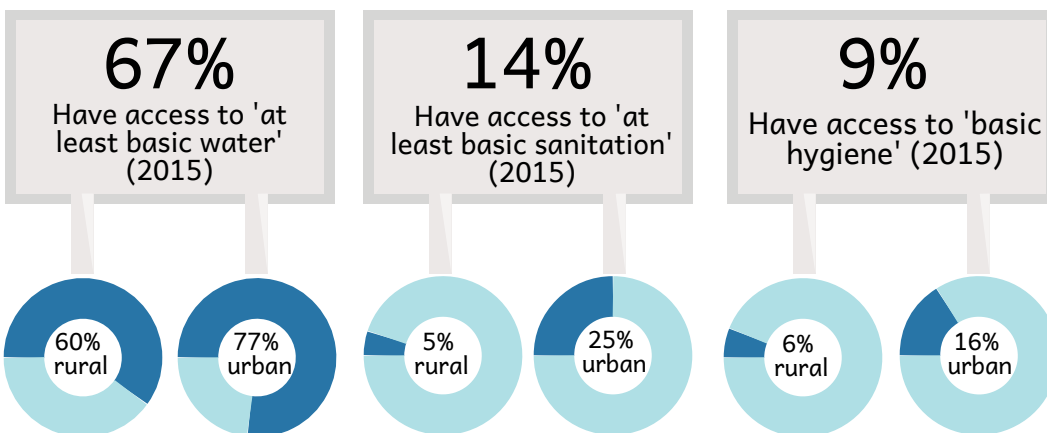

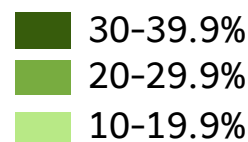
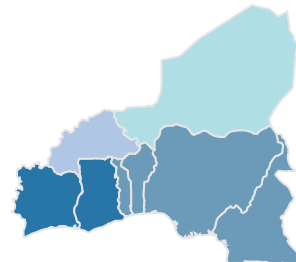
✓ Achieved ✗ Not achieved

- ✗ To halve the proportion of people without basic sanitation
- ✓ To halve the proportion of people without access to safe water

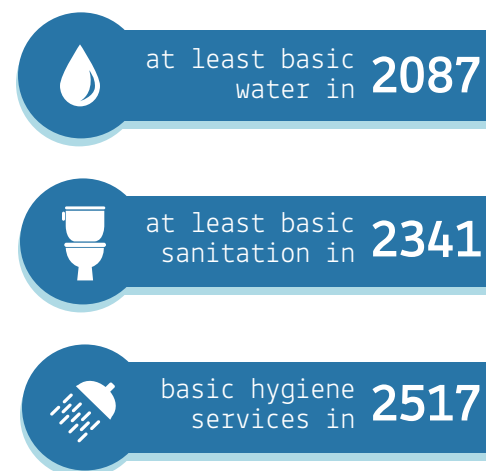
## Regional comparisons

Access to 'at least basic sanitation' (2015)

Access to 'at least basic water' (2015)



Based on current rates of progress Benin will reach everyone with...



- 832** cholera cases reported in 2014
- 2,280** total deaths due to diarrhoeal diseases among children under 5 (2015)
- 74%** schools with sanitation services (2013)
- 33%** schools with water services (2013)
- 34%** stunting in children under 5 (2014)
- 55%** of population defecate in the open (2015)



■ Total ODA received  
■ Total ODA spent on WASH

**\$5.2 million (0.99%)** spent on water/sanitation

## Top WASH Donors

The Netherlands		\$1,391,369
European Union		\$1,380,566
France		\$944,577
Japan		\$605,284
Germany		\$218,195