



Global Commitments

SUSTAINABLE DEVELOPMENT GOALS

⊘ No data ✓ On track ! Marginally off track ✗ Very off track

- ✗ 1.4 Access to basic water for all
- ✗ 1.4 Access to basic sanitation for all
- ⊘ 6.1 Access to safely managed drinking water for all
- ✗ 6.2 Access to safely managed sanitation for all
- ✓ 6.2 Access to basic hygiene for all

MILLENNIUM DEVELOPMENT GOAL 7 - WATER AND SANITATION

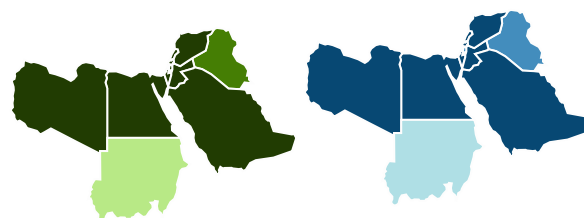
✓ Achieved ✗ Not achieved

- ✓ To halve the proportion of people without basic sanitation
- ✓ To halve the proportion of people without access to safe water

Regional comparisons

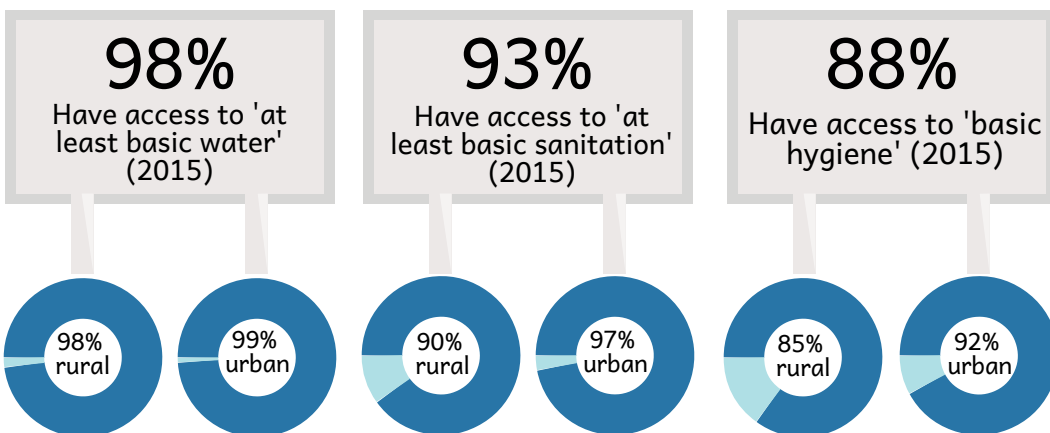
Access to 'at least basic sanitation' (2015)

Access to 'at least basic water' (2015)

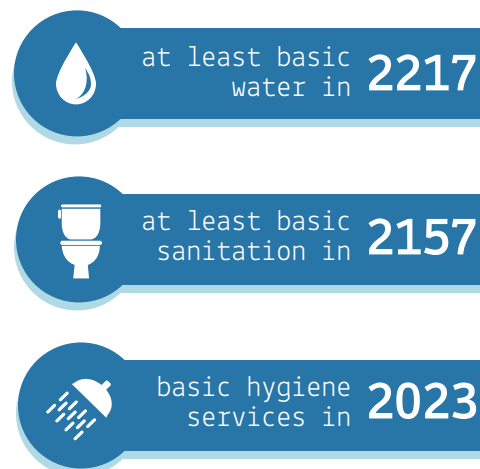


90-100%
80-89.9%
30-39.9%

90-100%
80-89.9%
50-59.9%



Based on current rates of progress Egypt will reach everyone with...



Top WASH Donors

United Arab Emirates		\$42,580,626
Germany		\$18,895,076
France		\$7,900,641
U.S.A		\$6,395,022
Switzerland		\$3,986,938

2,333

Total number of deaths due to diarrhoeal diseases caused by poor WASH among children aged under 5 years (2015)

4,023

total deaths due to diarrhoeal diseases among children under 5 (2015)

100%

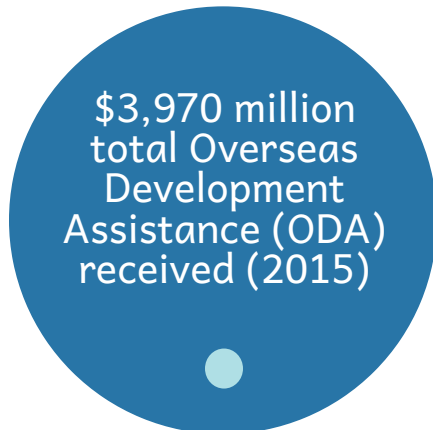
schools with sanitation services (2013)

100%

schools with water services (2013)

22%

stunting in children under 5 (2014)



■ Total ODA received
■ Total ODA spent on WASH

\$85.8 million (2.2%) spent on water/sanitation