



WASH Fact Sheet 2018

Guinea



Global Commitments

SUSTAINABLE DEVELOPMENT GOALS

⊘ No data ✓ On track ! Marginally off track ✗ Very off track

- ✗ 1.4 Access to basic water for all
- ✗ 1.4 Access to basic sanitation for all
- ⊘ 6.1 Access to safely managed drinking water for all
- ⊘ 6.2 Access to safely managed sanitation for all
- ⊘ 6.2 Access to basic hygiene for all

MILLENNIUM DEVELOPMENT GOAL 7 - WATER AND SANITATION

✓ Achieved ✗ Not achieved

- ✗ To halve the proportion of people without basic sanitation
- ✗ To halve the proportion of people without access to safe water

Regional comparisons

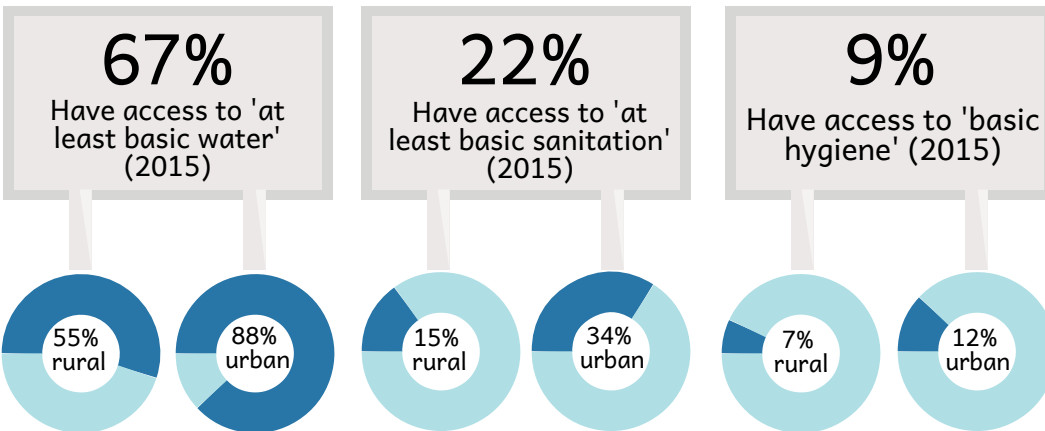
Access to 'at least basic sanitation' (2015)

Access to 'at least basic water' (2015)

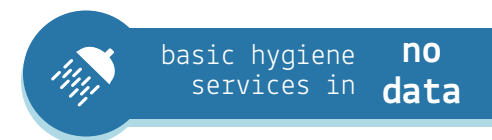
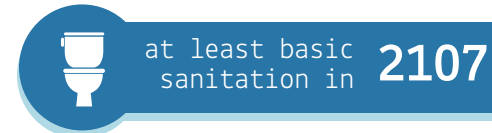
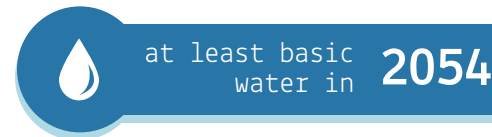


40-49.9%
30-39.9%
20-29.9%

80-89.9%
70-79.9%
60-69.9%
50-59.9%
40-49.9%



Based on current rates of progress Guinea will reach everyone with...



2,985 total deaths due to diarrhoeal diseases among children under 5 (2015)

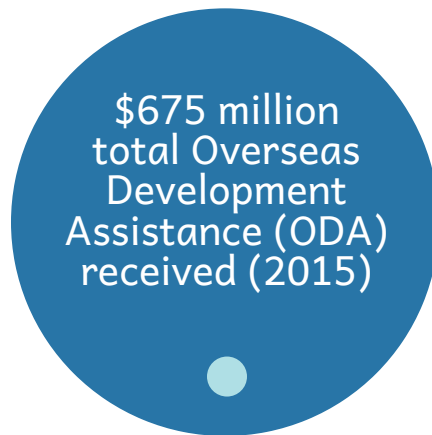
69% schools with sanitation services (2013)

20% schools with water services (2013)

31% stunting in children under 5 (2012)

15% of population defecate in the open (2015)

1 cholera case reported in 2014



■ Total ODA received
■ Total ODA spent on WASH

\$9.11 million (1.35%) spent on water/sanitation

Top WASH Donors

Japan		\$4,206,280
European Union		\$1,375,374
UNICEF		\$301,056
France		\$126,033