



Global Commitments

SUSTAINABLE DEVELOPMENT GOALS

⊘ No data ✓ On track ! Marginally off track ✗ Very off track

- ✗ 1.4 Access to basic water for all
- ✗ 1.4 Access to basic sanitation for all
- ⊘ 6.1 Access to safely managed drinking water for all
- ⊘ 6.2 Access to safely managed sanitation for all
- ✗ 6.2 Access to basic hygiene for all

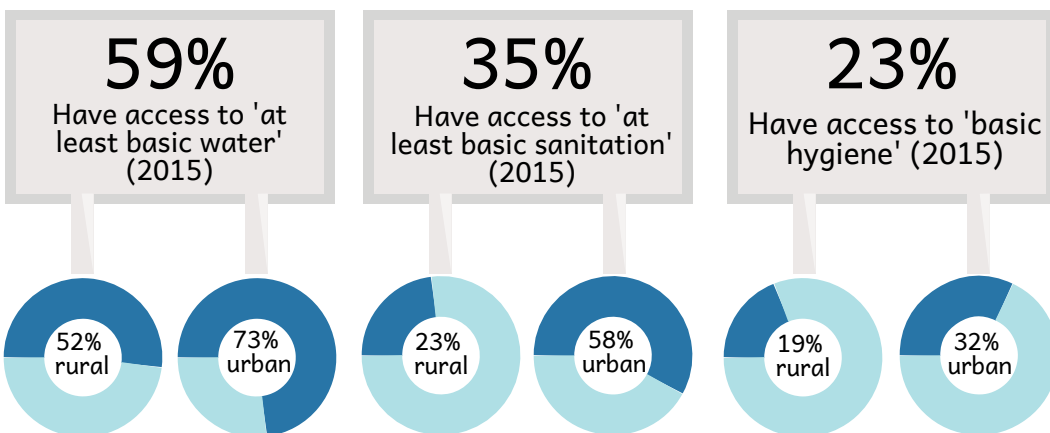
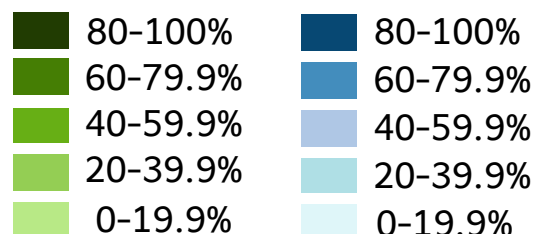
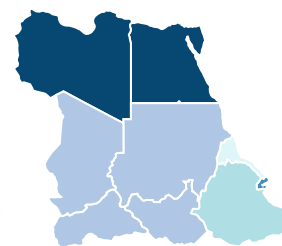
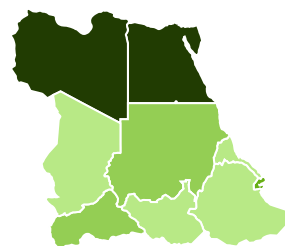
MILLENNIUM DEVELOPMENT GOAL 7 - WATER AND SANITATION

✓ Achieved ✗ Not achieved

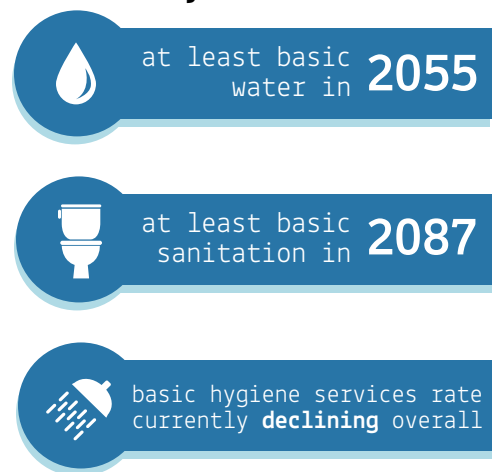
- ✗ To halve the proportion of people without basic sanitation
- ✗ To halve the proportion of people without access to safe water

Regional comparisons


Access to 'at least basic sanitation' (2015) Access to 'at least basic water' (2015)



Based on current rates of progress Sudan will reach everyone with...



- 13,681** cholera cases reported in 2009
- 7,621** total deaths due to diarrhoeal diseases among children under 5 (2015)
- 44%** schools with sanitation services (2013)
- 55%** schools with water services (2013)
- 38%** stunting in children under 5 (2014)
- 27%** of population defecate in the open (2015)



■ Total ODA received
■ Total ODA spent on WASH

\$10.9 million (0.95%) spent on water/sanitation

Top WASH Donors

Belgium		\$4,707,542
United Kingdom		\$4,045,619
UNICEF		\$708,628
Switzerland		\$506,075
U.S.A		\$476,871